

The Complete Beginner’s Guide to Crypto Trading

From ChainTopList – Your Trusted Source for Honest Exchange Reviews


1. Step-by-Step: How to Open an Account on a Secure Exchange

Follow this simple guide to create your first crypto account safely.

Step 1: Choose a Reputable Exchange

Only use platforms known for security, transparency, and ease of use. We recommend:

- **Coinbase:** Best for beginners, clean interface, strong compliance.
- **Binance:** Largest exchange, low fees, wide selection of coins.
- **Kraken:** Audited, insured, ideal for long-term holders.

 Always use direct links:

- <https://www.coinbase.com>
- <https://www.binance.com>
- <https://www.kraken.com>

 Never click on Google ads — they may lead to fake websites.

Step 2: Sign Up

1. Go to the official website.
2. Click **"Sign Up"** or **"Create Account"**.
3. Enter your **email address** and create a **strong password**.

Step 3: Verify Your Email & Phone

Check your inbox for a verification email. Click the link, then enter the SMS code sent to your phone.

Step 4: Complete Identity Verification (KYC)

Upload a government-issued ID and a selfie holding it. Approval takes 1–24 hours.

Step 5: Enable Two-Factor Authentication (2FA)

Use **Google Authenticator** or **Authy** to secure your account. Save backup codes safely.

2. Tips to Protect Your Wallet from Hacking

Your crypto is only as safe as your security habits.

Practice	Why It Matters
Use 2FA	Prevents login even if your password is leaked
Never share your seed phrase	Anyone with it can steal all your funds — forever
Use a hardware wallet for large amounts	Devices like Ledger or Trezor store keys offline
Avoid public Wi-Fi for trading	Hackers can intercept your data
Use strong, unique passwords	Don't reuse passwords across sites

 **What NOT to Do:**


- Don't store large amounts on exchanges.
- Don't click on "free crypto" links.
- Don't give your seed phrase to anyone.
- Don't install unknown crypto apps.

3. Top 3 Exchanges for Beginners

Exchange	Why It's Great	Best For
Coinbase	Simplest interface, great customer support, educational rewards	Total beginners
Binance	Low fees, huge coin selection, powerful tools	Learners ready to grow
Kraken	Top security, insurance, staking up to 25% APY	Safety-focused traders

4. How to Avoid Crypto Scams & Fraud

Scam	How it Works
Fake Exchanges	Fake websites that look like Binance or Coinbase
Phishing Emails	"Your account is locked" — click to "verify" (steals login)
Giveaway Scams	"Send 0.1 BTC, get 0.5 BTC back" — it's a trap
Romance Scams	Fake online relationships that end with a crypto request
Pump & Dump Groups	Artificially inflate price, then sell — you lose

 **How to Stay Safe:**

- Double-check URLs.
- Never send crypto to "support".
- Use only official apps.
- Research before investing.
- If it sounds too good to be true — it is.

5. How to Track Your Investments with Google Sheets

Use a simple spreadsheet to monitor your portfolio.

 Free Template: [Crypto Tracker](#)

Date	Coin	Amount	Purchase Price	Total Cost	Current Value	Profit/Loss	Notes
Apr 5	BTC	0.01	\$60,000	\$600	\$62,000	+\$200	Long-term hold






6. Direct & Secure Registration Links

Platform	Safe Link
Coinbase	https://www.coinbase.com
Binance	https://www.binance.com
Kraken	https://www.kraken.com

7. Glossary of Common Trading Terms

Term	Definition
Blockchain	A decentralized digital ledger that records all transactions
Wallet	Software or hardware that stores your private keys
Private Key	Secret code that gives access to your crypto
Seed Phrase	12–24 words that back up your wallet — never share it
Exchange	Platform to buy, sell, and trade crypto
APY	Annual Percentage Yield — return on staking or savings
2FA	Two-Factor Authentication — extra login security
HODL	Holding crypto long-term, despite price drops

8. Final Tips for Success

-  Start small — learn before investing large amounts.
-  Diversify — don't put all your money in one coin.
-  Stay calm — crypto is volatile; avoid emotional decisions.
-  Secure first, trade second — safety is everything.
-  Keep learning — follow trusted sources like ChainTopList.

About This Guide

This guide is brought to you by **ChainTopList**, an independent platform reviewing the best crypto exchanges with honesty and transparency.

We do not accept payment for rankings. Our reviews are based on real testing of fees, security, and user experience.

 Visit us: <https://chaintoplist.online>

 Contact: info@chaintoplist.online

© ChainTopList. All rights reserved.

This guide may be shared freely. We may earn a commission when you sign up via our links — but it never affects our reviews.